



Catholic Education
Diocese of Rockhampton



Year 1 Parent Teacher Information Session

2024

St. John's
CATHOLIC PRIMARY
SCHOOL



WALKERSTON

God our Father,
bless the community of St John's:
students, staff, parents and friends.
Help us to grow in strength as
Christians and be a good example to
all.
Encircle us with your loving care.
May we grow in faith, and may Jesus'
commandment of love, to:
'Love one another as I have loved you'
become deeper in our daily lives.

Amen.

Welcome



**1A Classroom
Teacher
Miss Shannai
Beale**



**1A Inclusive
Curriculum
Officer
Mrs Di Blines**



**1B Classroom
Teacher
Miss Tiffany
Wilton**



**1B Inclusive
Curriculum
Officer
Mrs Courtney
Jenner**



Volunteers

If you wish to volunteer at any point during the year, it is important that you have completed the Induction for Volunteers. This might be for classroom activities, sports carnivals, excursions, or in the tuckshop etc.

Parents and carers have been emailed a copy of the *Induction of Volunteers*. If you intend on being a volunteer in any capacity we ask you read the Induction of Volunteers guidelines and complete the Google Form acknowledgement that you have read and understand your duties as a volunteer (all included in an email from our school office 25/01/2024).



Before and After School arrangements

Before and After school expectations of parents and student were shared in the Week 1 newsletter. Important information to go over as a reminder:

Before School:

Students should not be on school grounds before 8 a.m., unless they are with a parent/carer. Students are to gather at the covered area (Prep/Yr1 eating area) or under the sails near the Mercy Garden. Hats should be worn at this time.

Parents, students and younger siblings are **NOT** to:

- Gather outside of classrooms, including prep and Year 6/MPR.
- Play or sit around the prep or senior playgroup area.
- Wait near the flagpoles.
- Wait outside of classrooms/on verandas with their child unless you have a scheduled appointment with your child's teacher.
- Go directly to classrooms to drop bags off prior to 8:15 a.m.

At 8:15 a.m. the school office opens and a teacher will collect students from the gathering area. Students and parents can then head to classrooms (and enter if their teacher is present) or go to the MPA for handball. No other play areas are to be used before school (especially Prep students on the playground).

Where to wait before school




Where not to wait



After School

- Parents are able to come into the school to collect their child/children.
- Our supervised collection point is at the Hall on the stands. Students waiting for their parents or catching the bus are to move to these areas quickly once dismissed from class.
- It is asked that parents avoid gathering on verandas (upstairs and downstairs) to limit student distraction and assist with student traffic flow at dismissal time. If you need to see your child's teacher, wait for the bell before heading to the classroom door.
- Any students not collected by 3:10p.m. will be brought to the school office and parents will be contacted.
- Students should NOT be encouraged to exit the school grounds on their own or wait outside of the school e.g. near the church/hall on Anne St or cross the highway on their own.

Student travel to and from school

- Students travelling by bike or scooter are to walk their bike/scooter while on school grounds and they are to be stored near the Year 5 classrooms next to Block D.
 - Anyone crossing Creek St (Admin side of the school) should do so using the supervised crossing.
- 

Student Uniforms

We have made every effort to be as clear as possible when it comes to student uniform requirements and what to wear, how to wear it, and what it should look like.

Our main uniform issues/breaches relate too:

- Shoes (must be all black)
- Hair styles (particularly boys - no mullet or long lengths on the back)
- Accessories (jewelry and earrings - plain sleepers or studs only unless otherwise communicated i.e. Christmas)
- Wearing of the wrong short/skort with the wrong top
- All shirts to be worn tucked in except for the girls blouse and Yr6 senior shirt (only if names are not visible).

The school uniform policy and guidelines are on our school website with accompanying images of the correct uniform.

Students will be given reminders at times if their uniform is incorrect. If ongoing matters are not resolved, letters will be sent home to parents.

Shoes are to be all black, with no white at all.



Shoes not permitted



ICT Code of Practice

Every student, under the guidance of their parents or school staff, can use Catholic Education IT resources – hardware and software.

The ICT Code of Practise agreement must be signed by all users – staff and students.

This document sets clear guidelines for the user and what they can/ cannot do when using Catholic Education devices. Please support your child with the signing and return of these guidelines. Every student across the Diocese is expected to abide by these expectations.


A copy of the Code was emailed to parents in Week 0. Permission slips were sent home at the end of Week 1 and were due by 2nd February.

Reporting

Formal reporting and meeting times are scheduled throughout the year to discuss student progress with their parents. These times are:

- Parent / Teacher meetings: scheduled Term 1 Weeks 8 & 9 and in Term 3 towards the end of the term.
- Report Cards: issued in the last week of Term 2 and Term 4.

If you have any concerns about your child's academic, social, and emotional progress please contact your child's classroom teacher to arrange a time to meet.



Meeting and communicating with teachers


Arranging a meeting with your child's teacher:

Teachers try to be available to meet with parents to discuss student progress or any other concern you may have about your child. It is important that parents are aware of the “right” times to have these discussions. The best way to arrange a meeting would include:

- Email the teacher directly.
- Speak with them briefly either before or after school to arrange a face-to-face meeting, or,
- Contact them by phone outside of classroom teaching time.

It is also important to understand that calling the school and being switched through to your child's teacher to talk during instruction time is also not ideal. Also, trying to speak with your child's teacher when they are on duty is not advisable as they have a duty of care to supervise the students under their care at that time.





Also, we ask that parents be aware that the time at the beginning of the school day (time up to 8:35 a.m.) is a very busy time for a classroom teacher.

Teachers try to be in classrooms by 8:15 a.m. to allow students time to prepare themselves for the day of learning. This also gives parents time to pop in to the classroom and read with their child, share some of their learning or make brief contact with the teacher.

For a variety of reasons, it is not always possible for teachers to have an in depth conversation at this time. If you wish to speak with your child's teacher it is suggested you touch base with them, give a brief outline of the situation or concern you wish to discuss, and say you will follow it up with an email to make a time to meet.

Support of this process would be appreciated.



Communication via email

Teachers are very available if they need to be contacted in person or via telephone. However, with many parents working, email can also be an effective way of keeping the lines of communication open.

Email works well when the nature of the matter/question/request is brief and needs a short reply or clarification.

Emails with questions regarding progress, behaviour, other student issues or a “difficult conversation” that needs to be had, often not the best method of communication. Emails that have a ‘shopping list’ of questions/issues, encourage a “backwards and forwards” or “email-a-thon” can be less productive and are best discussed in greater depth over the phone or in person.



This is because emails can be read and interpreted in many different ways, often leading to misunderstandings and misreading the tone or context of the message.

Rather, we suggest that a brief email be sent, outlining the concerns, and identifying a time where a face-to-face meeting can be had. This allows for teachers to show evidence or provide other information and feedback.

We also strongly discourage grievances being aired in a “Carpark Committee” style or through social media/messenger groups.


Teachers can find it difficult to respond to emails during teaching and learning time, however, will make every attempt to ensure they are up-to-date with them. Please understand that our teachers will reply in a timely and punctual manner.

It is also important to respect that all staff have the right to ‘switch off’ outside of work hours, therefore, emails to staff outside of normal working hours may not be responded to immediately.

Homework

In Year 1, homework is handed out Thursday and returned back to school the following Wednesday.

Homework includes:

- Homework sheet which will include aspects of literacy and numeracy concepts. These concepts are revision with the purpose of working towards consolidating knowledge that has already been taught in class.
 - Three Home Readers and a Reading Log (Please tick each night your child reads)
 - High Frequency Words
- 



Supporting Learning at Home

Parents play an important role supporting student learning at home. Consistent routines need to be established for this to be successful.

Students require the support of parents to continue this learning at home. Every teacher will provide homework on a weekly basis. These tasks are generally given out towards the end of the week to give time for completion over the weekend. Reading is also important to continue supporting so that your child can continue to grow and consolidate this important life-long skill.

Key Curriculum for Year 1 in 2024

English

Inspire Reading

The children will

- be immersed in a range of quality literature
- explore different text types
- develop comprehension strategies
- develop reading strategies through guided reading
- develop a love for reading

Writing

Students will;

- Spell a number of words correctly
- Sound out and recognise words
- Use simple punctuation in sentences
- Create texts for a range of purposes
- Develop legible handwriting

Speaking

Students will:

- Tell stories and talk about topics they have covered in class.
- Listen and give talks to the class about areas of interest
- Respond to questions

Mathematics

We encourage a Growth Mindset- where children are encouraged to take risks and to learn from their mistakes.

The students will:

- explore numbers to 120.
- solve simple addition and subtractions problems using a variety of strategies.
- will collect data and make simple data displays

Students will also pose basic mathematical questions and develop simple strategies to investigate and solve simple problems.

Religion

- We focus on ourselves and our relationship with others having Jesus as our guide.
- We look at the Gospel stories and the life of Jesus.
- We look at the significance of prayer in Jesus's life.
- We explore the life of Mary and Holy Family.
- We learn about the Sacrament of Baptism.

Inclusive Curriculum



Our Inclusive Curriculum (IC) team are lead by Mrs Tanya Hamilton and Mrs Helen Baisden.


Along with our APC (Mrs Shae Saunders), classroom teachers and IC Support staff, our IC team work together to create learning environments that support inclusion and differentiation for all learners.

NCCD:

The Nationally Consistent Collection of Data (NCCD) on School Students with Disability is an annual collection of information about Australian school students who receive adjustments due to a disability.

- *Does it affect our child?*
If your child has a diagnosis; receives speech, physiotherapy or occupational therapy; and has a health issue, then we can support them if it impacts their learning at school.
- *What do we do then?*
Talk to your child's teacher, Inclusive Curriculum teacher and bring along any reports from specialists you may have.
- *What is the support that our child might receive?*
- Depending on the needs of your child, adjustments or modifications may be made to assist your child to access the curriculum in different ways, provide social and emotional support, and even make changes to the school environment.

Please approach Shae, Tanya, or Helen if you have any questions regarding the process.



Student behaviour and expectations

Developing a positive school environment is about an attitude, which focuses on how one person interacts with another to develop right relationships. At St John's, for effective teaching and learning and for positive relationships to occur, three key understandings must exist:

- Teachers can expect to teach;
- Students can expect to learn and play in a safe environment.
- Students are responsible for their own actions.

At St John's, we have high expectations and clear boundaries to assist with “promoting student success for social behaviour” (BBBL).

Social success requires structure and opportunities for students to learn how to engage effectively, reach their goals, and not disturb or disrupt others.

Our *School Rules* reflect this vision and have been developed using our school Vision Statement, Mission Statement, Motto and aligned with our School Virtues as a guide.

School Rules



BE RESPECTFUL

Everybody has the *right* to be treated with respect.

Everybody has the *responsibility* to act safely and respect others, the environment, their property and the property of others.

We demonstrate **LOVE** when we...

- Act safely
- Speak politely and act courteously
- Keep our hands and feet to ourself
- Look after everyone's belongings

BE RESPONSIBLE

Everybody has the *right* to feel safe and accepted by others.

Everybody has the *responsibility* to be honest, show forgiveness, be tolerant and learn from mistakes.

We demonstrate **HONESTY** when we...

- Are a Bucket-Filler
- Accept the consequences of our actions and behaviours
- Love one another and show forgiveness
- Be honest with yourself and others



St. John's
CATHOLIC PRIMARY
SCHOOL



WALKERSTON

BE THANKFUL

Everybody has the *right* to be treated fairly and with mercy.

Everybody has the *responsibility* to love, be loved and try to be like Jesus in everything they do.

We demonstrate **THANKFULNESS** when we...

- Love one another: Show the spirit of Jesus in all that you do
- See and act on the needs of others before our own
- Are a good role-model
- Support and engage with the faith-life of the school
- Show gratitude




BE AMAZING

Everybody has the *right* to learn and achieve their personal best.

Everybody has the *responsibility* to work hard, feel valued and accepted, allow others to succeed and be part of the team.

We demonstrate **EXCELLENCE** when we...

- Listen to teachers and follow their instructions
- Be proud and learn to our highest potential
 - Wear our uniform with pride
- Work together as a team: be enthusiastic and encouraging
- Ask for help: never give up because mistakes are valuable





Reflection Room

If a situation arises where these three basic assumptions are compromised, it is possible for teachers to refer a student to our lunch-time Reflection Room. Possible behaviour redirection may include but not limited to:

- Incomplete homework, assignments or class tasks.
- Consistent disruptions to teaching or learning.
- Not listening to a teacher/staff member or following their instructions.
- Unsafe behaviour, either towards themselves or others.
- Off task behaviour – walking around the room/out of seat, not working on a set task, talking to others, listening to others.

If a student is referred to the Reflection Room, it means that they will spend their play at second break working with a member of the Leadership Team or a teacher to discuss:

- What they were doing.
- How this is not in line with class/school rules.
- What they need to do better next time.

Reflection Room

Our referral form (right) outlines reasons why students are referred to the Reflection Room.

If your child is referred to the Reflection Room you will be notified by their classroom teacher or specialist teacher, either via email or phone.

While any referral of a student to the Reflection Room might be distressing for a parent, it must be understood that this opportunity for the student to talk about what has happened and identify ways for growth. Parent support of the school when referrals occur is appreciated so we can work together to support the child.

Further information about our Behaviour Management Process is available on our website.

2	<p>Not following agreed School Rules:</p> <p><input type="checkbox"/> Be Respectful:</p> <ul style="list-style-type: none"> o <i>Not acting safely</i> e.g. swinging on chairs, throwing things in the classroom, running on cemented areas; o <i>Not keeping hands, feet and hat to self</i> e.g. Rough play – using hands, play fighting; hitting others with hat <p><input type="checkbox"/> Be Responsible:</p> <ul style="list-style-type: none"> o <i>Not being truthful</i> e.g. o <i>Being a Bucket Dipper</i> e.g. being mean, spiteful, rude etc. to staff or peers. <p><input type="checkbox"/> Be Amazing:</p> <ul style="list-style-type: none"> o <i>Not listening to staff and/or following instructions</i> e.g. Off task classroom behaviour; walking around /out of seat; o <i>Not learning to our highest potential</i> e.g. Incomplete homework or set classroom tasks; not working on a set task o <i>Incorrect uniform</i> e.g. no hat – no play, shirts worn tucked in, correct uniform e.g. hair, accessories, shoes, socks. o <i>Not working as a part of a team</i> e.g. Talking over others; Not sharing; Disrupting teaching and learning; calling out.
	<p><input type="checkbox"/> Be Thankful:</p> <ul style="list-style-type: none"> o <i>Not acting on the needs to others</i> e.g. Deliberately being a bystander; <p><input type="checkbox"/> Persistent and ongoing Level 2 behaviour (following repeated addressing of behaviour with student AND parents)</p> <p>Not following the agreed School Rules:</p> <p><input type="checkbox"/> Be Respectful / Be Responsible:</p> <ul style="list-style-type: none"> o <i>Not looking after belongings</i> e.g. Taking, moving, tampering with and/or damaging property; o <i>Not acting safely</i> e.g. Deliberate rough play e.g. pushing/shoving, tripping, kicking, kicking/throwing objects at others, tackling, slide tackling o <i>Not speaking politely</i> e.g. Intentional swearing at another student; Teasing, harassing, putting others down o <i>Discourteous</i> e.g. Disrespecting teachers e.g. swearing at them, speaking rudely, constantly ignoring instructions/ questions/ directions. <p><input type="checkbox"/> Be Amazing:</p> <ul style="list-style-type: none"> o <i>Not working as part of a team</i> e.g. A consistently disobedient attitude; arguing with others
3	<p><input type="checkbox"/> Persistent and ongoing Level 3 behaviour</p> <p><input type="checkbox"/> Four or more Level 2 behaviour for the week</p> <p><input type="checkbox"/> Theft</p>
4	

Year 1 Student Behaviour and Expectations

In 1A, we came up with our classroom expectations as a whole class. These are things that we would like to see in our classroom also relation to our school values.. We then have displayed our class expectations and students have signed it as our contract agreement.

- Miss Shannai beale

In 1B our class rules have been adapted from the school values. We use a behaviour chart that allows for students to be recognised when demonstrating ready to learn behaviour and also provide opportunities for students to check in with themselves when required. At the end of the day students receive points depending on where they finished their day.

- Miss Tiffany Wilton



General Information

- Signing students in an out of the office if students are:
 - Late to school. Class starts at 8:35 a.m. and students are expected to be present and ready for learning by this time. Consistently being late to school does not set your child up for a successful day,
 - Leaving early / going to an appointment.
- Sports uniform/specialist lessons
 - Specialist lessons for Yr 1 are on Friday,
 - Students are to wear their PE uniform on their PE day and if they wish too on a Tuesday.
- Library
 - 1A Miss Shannai Beale - Thursday
 - 1B Miss Tiffany Wilton - Friday
- Tuckshop
 - Monday, Wednesday and Thursday
- Medication
 - Must be through the office with the correct forms filled out.

Year One events to look forward to:

120 days of school party day

Our annual Year 1 celebration that celebrates 120 days of school. 120 is a very important number in Year 1 as this is the number we learn to count to. This day involves many 120 themed activities, party food and lots of fun.

Excursion to the Botanical Gardens

Students travel by bus to the Botanic Gardens where we venture through the beautiful gardens exploring more about the different environments and animals that can be found.

St Johns Centenary Celebrations



Catholic Education
Diocese of Rockhampton



**Thank you very much for your support.
We look forward to working with you in 2024.**